


Shareholding Pattern under Regulation 31 of SEBI (Listing Obligations and Disclosure Requirements) Regulations, 2015

1.	Name of Listed Entity: JMC Projects (India) Limited	
2.	Scrip Code/Name of Scrip/Class of Security: BSE: 522263, NSE: JMCPROJECT	
3.	Share Holding Pattern Filed under: Reg. 31(1)(a)/Reg. 31(1)(b)/Reg.31(1)(c)	
	a.	If under 31(1)(b) then indicate the report for Quarter ending: December, 2020
	b.	If under 31(1)(c) then indicate date of allotment/extinguishment
4.	Declaration: The Listed entity is required to submit the following declaration to the extent of submission of information:-	

	Particulars	Yes*	No*
1	Whether the Listed Entity has issued any partly paid up shares?		No
2	Whether the Listed Entity has issued any Convertible Securities or Warrants?		No
3	Whether the Listed Entity has any shares against which depository receipts are issued?		No
4	Whether the Listed Entity has any shares in locked-in?		No
5	Whether any shares held by promoters are pledge or otherwise encumbered?		No


* If the Listed Entity selects the option 'No' for the questions above, the columns for the partly paid up shares, Outstanding Convertible Securities/Warrants, depository receipts, locked-in shares, No. of shares pledged or otherwise encumbered by promoters, as applicable, shall not be displayed at the time of dissemination on the Stock Exchange website. Also wherever there is 'No' declared by Listed Entity in above table the values will be considered as 'Zero' by default on submission of the format of holding of specified securities.

For JMC Projects (India) Limited


Company Secretary

JMC Projects (India) Limited
Table I - Summary Statement holding of specified securities

(I)	Category of shareholders (II)	Nos. of shareholders (III)	No. of fully paid up equity shares held (IV)	No. of Partly paid-up equity shares held (V)	No. of shares underlyin g Depositor y Receipts (VI)	Total nos. shares held (VII) = (IV)+(V)+ (VI)	Shareholdin g as a % of total no. of shares (calculated as per SCRR, 1957) (VIII) As a % of (A+B+C2)	Number of Voting Rights held in each class of securities				No. of Shares Underlying Outstandin g convertible securities (including Warrants) (X)	Shareholding, as a % assuming full conversion of convertible securities (as a percentage of diluted share capital) (XI)= (VII)+(X) As a % of (A+B+C2)	Number of Locked in shares		Number of Shares pledged or otherwise encumbered		Number of equity shares held in dematerialis ed form (XIV)
								No. of Voting Rights			Total as a % of (A+B+C)			No. (a)	As a % of total Shares held (b)	No. (a)	As a % of total Shares held (b)	
								Class eg: X	Class eg: y	Total								
(II)	(III)	(III)	(IV)	(V)	(VI)	(VII) = (IV)+(V)+ (VI)	(VIII) As a % of (A+B+C2)	(IX)				(X)	(XI)= (VII)+(X) As a % of (A+B+C2)	(XII)		(XIII)		(XIV)
(A)	Promoter & Promoter Group	1	113757395	0	0	113757395	67.7510	113757395	0	113757395	67.7510	0	67.7510	0	0.0000	0	0.0000	113757395
(B)	Public	20127	54147775	0	0	54147775	32.2490	54147775	0	54147775	32.2490	0	32.2490	0	0.0000	NA	NA	53929510
(C)	Non Promoter - Non Public				0				0			0			0.0000	NA	NA	
(C1)	Shares Underlying DRs	0	0	0	0	0	0.0000	0	0	0	0.0000	0	0.0000	0	0.0000	NA	NA	0
(C2)	Shares Held By Employee Trust	0	0	0	0	0	0.0000	0	0	0	0.0000	0	0.0000	0	0.0000	NA	NA	0
	Total	20128	167905170	0	0	167905170	100.0000	167905170	0	167905170	100.0000	0	100.0000	0	0.0000	0	0.0000	167686905



JMC Projects (India) Limited
Table II - Statement showing shareholding pattern of the Promoter and Promoter Group

	Category & Name of the shareholders	PAN	Nos. of shareholders	No. of fully paid up equity shares held	Partly paid-up equity shares held	No. of shares underlying Depository Receipts	Total nos. shares held	Shareholding % calculated as per SCRR, 1957 As a % of (A+B+C2)	Number of Voting Rights held in each class of securities				No. of Shares Underlying Outstanding convertible securities (including Warrants)	Shareholding, as a % assuming full conversion of convertible securities (as a percentage of diluted share capital)	Number of Locked in shares		Number of Shares pledged or otherwise encumbered		Number of equity shares held in dematerialised form
									No. of Voting Rights			Total as a % of (A+B+C)			No. (a)	As a % of total Shares held(b)	No. (a)	As a % of total Shares held(b)	
									Class eg: X	Class eg: y	Total								
	(I)	(II)	(III)	(IV)	(V)	(VI)	(VII) = (IV)+(V)+(VI)	(VIII) As a % of (A+B+C2)	(IX)				(X)	(XI) = (VII)+(X) As a % of (A+B+C2)	(XII)		(XIII)		(XIV)
1	Indian																		
(a)	Individuals / Hindu Undivided Family		0	0	0	0	0	0.0000	0	0	0	0.0000	0	0.0000	0	0.0000	0	0.0000	0
(b)	Central Government / State Government(s)		0	0	0	0	0	0.0000	0	0	0	0.0000	0	0.0000	0	0.0000	0	0.0000	0
(c)	Financial Institutions / Banks		0	0	0	0	0	0.0000	0	0	0	0.0000	0	0.0000	0	0.0000	0	0.0000	0
(d)	Any Other (Specify)		1	113757395	0	0	113757395	67.7510	113757395	0	113757395	67.7510	0	67.7510	0	0.0000	0	0.0000	113757395
	Bodies Corporate		1	113757395	0	0	113757395	67.7510	113757395	0	113757395	67.7510	0	67.7510	0	0.0000	0	0.0000	113757395
	Kalpataru Power Transmission Limited	AAACK8387R	1	113757395	0	0	113757395	67.7510	113757395	0	113757395	67.7510	0	67.7510	0	0.0000	0	0.0000	113757395
	Sub Total (A)(1)		1	113757395	0	0	113757395	67.7510	113757395	0	113757395	67.7510	0	67.7510	0	0.0000	0	0.0000	113757395
2	Foreign																		
(a)	Individuals (Non-Resident Individuals / Foreign Individuals)		0	0	0	0	0	0.0000	0	0	0	0.0000	0	0.0000	0	0.0000	0	0.0000	0
(b)	Government		0	0	0	0	0	0.0000	0	0	0	0.0000	0	0.0000	0	0.0000	0	0.0000	0
(c)	Institutions		0	0	0	0	0	0.0000	0	0	0	0.0000	0	0.0000	0	0.0000	0	0.0000	0
(d)	Foreign Portfolio Investor		0	0	0	0	0	0.0000	0	0	0	0.0000	0	0.0000	0	0.0000	0	0.0000	0
(e)	Any Other (Specify)		0	0	0	0	0	0.0000	0	0	0	0.0000	0	0.0000	0	0.0000	0	0.0000	0
	Sub Total (A)(2)		0	0	0	0	0	0.0000	0	0	0	0.0000	0	0.0000	0	0.0000	0	0.0000	0
	Total Shareholding Of Promoter And Promoter Group (A)= (A)(1)+(A)(2)		1	113757395	0	0	113757395	67.7510	113757395	0	113757395	67.7510	0	67.7510	0	0.0000	0	0.0000	113757395

Details of Shares which remain unclaimed may be given here along with details such as number of shareholders, outstanding shares held in demat/unclaimed suspense account, voting rights which are frozen etc.

Note:

(1) PAN would not be displayed on website of Stock Exchange(s).

(2) The term 'Encumbrance' has the same meaning as assigned under regulation 28(3) of SEBI (Substantial Acquisition of Shares and Takeovers) Regulations, 2011.



JMC Projects (India) Limited
Table III - Statement showing shareholding pattern of the Public shareholder

	Category & Name of the shareholders	PAN	Nos. of shareholders	No. of fully paid up equity shares held	Partly paid-up equity shares held	No. of shares underlying Depository Receipts	Total nos. shares held	Shareholding % calculated as per SCRR, 1957 As a % of (A+B+C2)	Number of Voting Rights held in each class of securities			No. of Shares Underlying Outstanding convertible securities (including Warrants)	Shareholding, as a % assuming full conversion of convertible securities (as a percentage of diluted share capital)	Number of Locked in shares		Number of Shares pledged or otherwise encumbered		Number of equity shares held in dematerialised form	
									No. of Voting Rights			Total as a % of (A+B+C)							
									Class eg: X	Class eg: y	Total								
	(I)	(II)	(III)	(IV)	(V)	(VI)	(VII) = (IV)+(V)+(VI)	(VIII) As a % of (A+B+C2)	(IX)			(X)	(XI)= (VII)+(X) As a % of (A+B+C2)	(XII)		(XIII)		(XIV)	
1	Institutions																		
(a)	Mutual Fund		5	27748789	0	0	27748789	16.5265	27748789	0	27748789	16.5265	0	16.5265	0	0.0000	NA	NA	27748789
	Hdfc Trustee Company Ltd. A/C Hdfc Balanced Advantage Fund	AAATH1809A	1	15426080	0	0	15426080	9.1874	15426080	0	15426080	9.1874	0	9.1874	0	0.0000	NA	NA	15426080
	Kotak Small Cap Fund	AAATK4475F	1	8851563	0	0	8851563	5.2718	8851563	0	8851563	5.2718	0	5.2718	0	0.0000	NA	NA	8851563
	Sbi Infrastructure Fund	AABTS6407Q	1	2222935	0	0	2222935	1.3239	2222935	0	2222935	1.3239	0	1.3239	0	0.0000	NA	NA	2222935
(b)	Venture Capital Funds		0	0	0	0	0	0.0000	0	0	0	0.0000	0	0.0000	0	0.0000	NA	NA	0
(c)	Alternate Investment Funds		1	148302	0	0	148302	0.0883	148302	0	148302	0.0883	0	0.0883	0	0.0000	NA	NA	148302
(d)	Foreign Venture Capital Investors		0	0	0	0	0	0.0000	0	0	0	0.0000	0	0.0000	0	0.0000	NA	NA	0
(e)	Foreign Portfolio Investor		4	416529	0	0	416529	0.2481	416529	0	416529	0.2481	0	0.2481	0	0.0000	NA	NA	416529
(f)	Financial Institutions / Banks		1	3352	0	0	3352	0.0020	3352	0	3352	0.0020	0	0.0020	0	0.0000	NA	NA	3352
(g)	Insurance Companies		0	0	0	0	0	0.0000	0	0	0	0.0000	0	0.0000	0	0.0000	NA	NA	0
(h)	Provident Funds/ Pension Funds		0	0	0	0	0	0.0000	0	0	0	0.0000	0	0.0000	0	0.0000	NA	NA	0
(i)	Any Other (Specify)		0	0	0	0	0	0.0000	0	0	0	0.0000	0	0.0000	0	0.0000	NA	NA	0
	Sub Total (B)(1)		11	28316972	0	0	28316972	16.8649	28316972	0	28316972	16.8649	0	16.8649	0	0.0000	NA	NA	28316972
2	Central Government/ State Government(s)/ President of India																		
	Sub Total (B)(2)		0	0	0	0	0	0.0000	0	0	0	0.0000	0	0.0000	0	0.0000	NA	NA	0
3	Non-Institutions																		
(a)	Individuals			0	0									0			NA	NA	
	i. Individual shareholders holding nominal share capital up to Rs. 2 lakhs.		19230	14285406	0	0	14285406	8.5080	14285406	0	14285406	8.5080	0	8.5080	0	0.0000	NA	NA	14079141
	ii. Individual shareholders holding nominal share capital in excess of Rs. 2 lakhs.		9	3485027	0	0	3485027	2.0756	3485027	0	3485027	2.0756	0	2.0756	0	0.0000	NA	NA	3485027
(b)	NBFCs registered with RBI		1	5000	0	0	5000	0.0030	5000	0	5000	0.0030	0	0.0030	0	0.0000	NA	NA	5000
(c)	Trust Employee		0	0	0	0	0	0.0000	0	0	0	0.0000	0	0.0000	0	0.0000	NA	NA	0
(d)	Overseas Depositories(holding DRs) (balancing figure)		0	0	0	0	0	0.0000	0	0	0	0.0000	0	0.0000	0	0.0000	NA	NA	0
(e)	Any Other (Specify)		876	8055370	0	0	8055370	4.7976	8055370	0	8055370	4.7976	0	4.7976	0	0.0000	NA	NA	8043370
	IEPF		1	137590	0	0	137590	0.0819	137590	0	137590	0.0819	0	0.0819	0	0.0000	NA	NA	137590
	Hindu Undivided Family		406	673008	0	0	673008	0.4008	673008	0	673008	0.4008	0	0.4008	0	0.0000	NA	NA	673008
	Non Resident Indians (Non Repat)		82	190558	0	0	190558	0.1135	190558	0	190558	0.1135	0	0.1135	0	0.0000	NA	NA	190308
	Non Resident Indians (Repat)		165	2645110	0	0	2645110	1.5754	2645110	0	2645110	1.5754	0	1.5754	0	0.0000	NA	NA	2645110
	Sanjeev Arora	AAAPA1737C	1	2337575	0	0	2337575	1.3922	2337575	0	2337575	1.3922	0	1.3922	0	0.0000	NA	NA	2337575
	Clearing Member		107	272740	0	0	272740	0.1624	272740	0	272740	0.1624	0	0.1624	0	0.0000	NA	NA	272740
	Bodies Corporate		115	4136364	0	0	4136364	2.4635	4136364	0	4136364	2.4635	0	2.4635	0	0.0000	NA	NA	4124614
	Quest Investment Advisors Private Limited	AAACQ0371R	1	2511161	0	0	2511161	1.4956	2511161	0	2511161	1.4956	0	1.4956	0	0.0000	NA	NA	2511161
	Sub Total (B)(3)		20116	25830803	0	0	25830803	15.3842	25830803	0	25830803	15.3842	0	15.3842	0	0.0000	NA	NA	25612538
	Total Public Shareholding (B)= (B)(1)+(B)(2)+(B)(3)		20127	54147775	0	0	54147775	32.2490	54147775	0	54147775	32.2490	0	32.2490	0	0.0000	NA	NA	53929510

Details of the shareholders acting as persons in Concert including their Shareholding (No. and %): Nil

Details of Shares which remain unclaimed may be given here along with details such as number of shareholders, outstanding shares held in demat/unclaimed suspense account, voting rights which are frozen etc.


No. of shareholders	No. of Shares
55	42,140

Note:

(1) PAN would not be displayed on website of Stock Exchange(s).

(2) The above format needs to disclose name of all holders holding more than 1% of total number of shares.

(3) W.r.t. the information pertaining to Depository Receipts, the same may be disclosed in the respective columns to the extent information available and the balance to be disclosed as held by custodian.



JMC Projects (India) Limited
Table IV - Statement showing shareholding pattern of the Non Promoter- Non Public shareholder

	Category & Name of the shareholders	PAN	Nos. of shareholders	No. of fully paid up equity shares held	Partly paid-up equity shares held	No. of shares underlying Depository Receipts	Total nos. shares held	Shareholding % calculated as per SCRR, 1957 As a % of (A+B+C2)	Number of Voting Rights held in each class of securities				No. of Shares Underlying Outstanding convertible securities (including Warrants)	Shareholding, as a % assuming full conversion of convertible securities (as a percentage of diluted share capital)	Number of Locked in shares		Number of Shares pledged or otherwise encumbered		Number of equity shares held in dematerialised form
									No. of Voting Rights			Total as a % of (A+B+C)			No. (a)	As a % of total Shares held(b)	No. (a)	As a % of total Shares held(b)	
									Class eg: X	Class eg: y	Total								
	(I)	(II)	(III)	(IV)	(V)	(VI)	(VII) = (IV)+(V)+(VI)	(VIII) As a % of (A+B+C2)	(IX)				(X)	(XI)= (VII)+(X) As a % of (A+B+C2)	(XII)		(XIII)		(XIV)
1	Custodian/DR Holder		0	0	0	0	0	0.0000	0	0	0	0.0000	0	0.0000	0	0.0000	NA	NA	0
2	Employee Benefit Trust under SEBI (Share based Employee Benefit) Regulations, 2014		0	0	0	0	0	0.0000	0	0	0	0.0000	0	0.0000	0	0.0000	NA	NA	0
	Total Non-Promoter- Non Public Shareholding (C)= (C)(1)+(C)(2)		0	0	0	0	0	0.0000	0	0	0	0.0000	0	0.0000	0	0.0000	NA	NA	0

Note:

(1) PAN would not be displayed on website of Stock Exchange(s).

(2) The above format needs to disclose name of all holders holding more than 1% of total number of shares.

(3) W.r.t. the information pertaining to Depository Receipts, the same may be disclosed in the respective columns to the extent information available and the balance to be disclosed as held by custodian.

