

Shareholding Pattern under Regulation 31 of SEBI (Listing Obligations and Disclosure Requirements) Regulations, 2015

1.	Name of Listed Entity: JMC Projects (India) Limited
2.	Scrip Code/Name of Scrip/Class of Security: BSE: 522263, NSE: JMCPROJECT
3.	Share Holding Pattern Filed under: Reg. 31(1)(a)/Reg. 31(1)(b)/Reg.31(1)(c)
	a. If under 31(1)(b) then indicate the report for Quarter ending: June, 2021
	b. If under 31(1)(c) then indicate date of allotment/extinguishment
4.	Declaration: The Listed entity is required to submit the following declaration to the extent of submission of information:-

	Particulars	Yes*	No*
1	Whether the Listed Entity has issued any partly paid up shares?		No
2	Whether the Listed Entity has issued any Convertible Securities or Warrants?		No
3	Whether the Listed Entity has any shares against which depository receipts are issued?		No
4	Whether the Listed Entity has any shares in locked-in?		No
5	Whether any shares held by promoters are pledge or otherwise encumbered?		No

* If the Listed Entity selects the option 'No' for the questions above, the columns for the partly paid up shares, Outstanding Convertible Securities/Warrants, depository receipts, locked-in shares, No. of shares pledged or otherwise encumbered by promoters, as applicable, shall not be displayed at the time of dissemination on the Stock Exchange website. Also wherever there is 'No' declared by Listed Entity in above table the values will be considered as 'Zero' by default on submission of the format of holding of specified securities.

For JMC Projects (India) Limited




Samir Raval
Company Secretary & Compliance Officer



JMC Projects (India) Limited
Table I - Summary Statement holding of specified securities

	Category of shareholder	Nos. of sharehold ers	No. of fully paid up equity shares held	No. of Partly paid-up equity shares held	No. of shares underlyin g Depositor y Receipts	Total nos. shares held	Sharehold ing as a % of total no. of shares (calculat ed as per SCRR, 1957)	Number of Voting Rights held in each class of securities				No. of Shares Underlying Outstanding convertible securities (including Warrants)	Shareholding, as a % assuming full conversion of convertible securities (as a percentage of diluted share capital)	Number of Locked in shares		Number of Shares pledged or otherwise encumbered		Number of equity shares held in dematerialis ed form
								No. of Voting Rights			Total as a % of (A+B+C)			No. (a)	As a % of total Shares held(b)	No. (a)	As a % of total Shares held(b)	
								Class eg: X	Class eg: y	Total								
(I)	(II)	(III)	(IV)	(V)	(VI)	(VII) = (IV)+(V)+ (VI)	(VIII) As a % of (A+B+C2)	(IX)				(X)	(XI)= (VII)+(X) As a % of (A+B+C2)	(XII)		(XIII)		(XIV)
(A)	Promoter & Promoter Group	1	113757395	0	0	113757395	67.7510	113757395	0	113757395	67.7510	0	67.7510	0	0.0000	0	0.0000	113757395
(B)	Public	18961	54147775	0	0	54147775	32.2490	54147775	0	54147775	32.2490	0	32.2490	0	0.0000	NA	NA	53931865
(C)	Non Promoter - Non Public				0				0			0			0.0000	NA	NA	
(C1)	Shares Underlying DRs	0	0	0	0	0	0.0000	0	0	0	0.0000	0	0.0000	0	0.0000	NA	NA	0
(C2)	Shares Held By Employee Trust	0	0	0	0	0	0.0000	0	0	0	0.0000	0	0.0000	0	0.0000	NA	NA	0
	Total	18962	167905170	0	0	167905170	100.0000	167905170	0	167905170	100.0000	0	100.0000	0	0.0000	0	0.0000	167689260



JMC Projects (India) Limited
Table II - Statement showing shareholding pattern of the Promoter and Promoter Group


	Category & Name of the shareholders	PAN	Nos. of shareholders	No. of fully paid up equity shares held	Partly paid-up equity shares held	No. of shares underlying Depository Receipts	Total nos. shares held	Shareholding % calculated as per SCRR, 1957 As a % of (A+B+C2)	Number of Voting Rights held in each class of securities				No. of Shares Underlying Outstanding convertible securities (including Warrants)	Shareholding, as a % assuming full conversion of convertible securities (as a percentage of diluted share capital)	Number of Locked in shares		Number of Shares pledged or otherwise encumbered		Number of equity shares held in dematerialised form
									No. of Voting Rights			Total as a % of (A+B+C)			No. (a)	As a % of total Shares held(b)	No. (a)	As a % of total Shares held(b)	
									Class eg: X	Class eg: y	Total								
	(I)	(II)	(III)	(IV)	(V)	(VI)	(VII) = (IV)+(V)+(VI)	(VIII) As a % of (A+B+C2)	(IX)				(X)	(XI)= (VII)+(X) As a % of (A+B+C2)	(XII)		(XIII)		(XIV)
1	Indian																		
(a)	Individuals / Hindu Undivided Family		0	0	0	0	0	0.0000	0	0	0	0.0000	0	0.0000	0	0.0000	0	0.0000	0
(b)	Central Government / State Government(s)		0	0	0	0	0	0.0000	0	0	0	0.0000	0	0.0000	0	0.0000	0	0.0000	0
(c)	Financial Institutions / Banks		0	0	0	0	0	0.0000	0	0	0	0.0000	0	0.0000	0	0.0000	0	0.0000	0
(d)	Any Other (Specify)		1	113757395	0	0	113757395	67.7510	113757395	0	113757395	67.7510	0	67.7510	0	0.0000	0	0.0000	113757395
	Bodies Corporate		1	113757395	0	0	113757395	67.7510	113757395	0	113757395	67.7510	0	67.7510	0	0.0000	0	0.0000	113757395
	Kalpataru Power Transmission Limited	AAACK8387R	1	113757395	0	0	113757395	67.7510	113757395	0	113757395	67.7510	0	67.7510	0	0.0000	0	0.0000	113757395
	Sub Total (A)(1)		1	113757395	0	0	113757395	67.7510	113757395	0	113757395	67.7510	0	67.7510	0	0.0000	0	0.0000	113757395
2	Foreign																		
(a)	Individuals (Non-Resident Individuals / Foreign Individuals)		0	0	0	0	0	0.0000	0	0	0	0.0000	0	0.0000	0	0.0000	0	0.0000	0
(b)	Government		0	0	0	0	0	0.0000	0	0	0	0.0000	0	0.0000	0	0.0000	0	0.0000	0
(c)	Institutions		0	0	0	0	0	0.0000	0	0	0	0.0000	0	0.0000	0	0.0000	0	0.0000	0
(d)	Foreign Portfolio Investor		0	0	0	0	0	0.0000	0	0	0	0.0000	0	0.0000	0	0.0000	0	0.0000	0
(e)	Any Other (Specify)		0	0	0	0	0	0.0000	0	0	0	0.0000	0	0.0000	0	0.0000	0	0.0000	0
	Sub Total (A)(2)		0	0	0	0	0	0.0000	0	0	0	0.0000	0	0.0000	0	0.0000	0	0.0000	0
	Total Shareholding Of Promoter And Promoter Group (A)= (A)(1)+(A)(2)		1	113757395	0	0	113757395	67.7510	113757395	0	113757395	67.7510	0	67.7510	0	0.0000	0	0.0000	113757395

Details of Shares which remain unclaimed may be given here along with details such as number of shareholders, outstanding shares held in demat/unclaimed suspense account, voting rights which are frozen etc.

Note:

(1) PAN would not be displayed on website of Stock Exchange(s).

(2) The term 'Encumbrance' has the same meaning as assigned under regulation 28(3) of SEBI (Substantial Acquisition of Shares and Takeovers) Regulations, 2011.



JMC Projects (India) Limited
Table III - Statement showing shareholding pattern of the Public shareholder

	Category & Name of the shareholders	PAN	Nos. of sharehold- ers	No. of fully paid up equity shares held	Partly paid-up equity shares held	No. of shares underlyin g Depositor y Receipts	Total nos. shares held	Sharehold- ing % calculated as per SCRR, 1957 As a % of (A+B+C2)	Number of Voting Rights held in each class of securities			No. of Shares Underlying Outstanding convertible securities (including Warrants)	Shareholding, as a % assuming full conversion of convertible securities (as a percentage of diluted share capital)	Number of Locked in shares		Number of Shares pledged or otherwise encumbered		Number of equity shares held in dematerial- ised form	
	(I)	(II)	(III)	(IV)	(V)	(VI)	(VII) = (IV)+(V)+ (VI)	(VIII) As a % of (A+B+C2)	(IX)			(X)	(XI)= (VII)+(X) As a % of (A+B+C2)	(XII)		(XIII)		(XIV)	
									Class eg: X	Class eg: Y	Total	Total as a % of (A+B+C)							
1	Institutions																		
(a)	Mutual Fund		5	27223499	0	0	27223499	16.2136	27223499	0	27223499	16.2136	0	16.2136	0	0.0000	NA	NA	27223499
	Hdfc Trustee Company Ltd. A/C Hdfc Balanced Advantage Fund	AAATH1809A	1	15453512	0	0	15453512	9.2037	15453512	0	15453512	9.2037	0	9.2037	0	0.0000	NA	NA	15453512
	Kotak Small Cap Fund	AAATK4475F	1	7560024	0	0	7560024	4.5026	7560024	0	7560024	4.5026	0	4.5026	0	0.0000	NA	NA	7560024
	Sbi Infrastructure Fund	AAABT56407Q	1	2299935	0	0	2299935	1.3698	2299935	0	2299935	1.3698	0	1.3698	0	0.0000	NA	NA	2299935
	Icici Prudential Infrastructure Fund	AAAAI0038F	1	1857028	0	0	1857028	1.1060	1857028	0	1857028	1.1060	0	1.1060	0	0.0000	NA	NA	1857028
(b)	Venture Capital Funds		0	0	0	0	0	0.0000	0	0	0	0.0000	0	0.0000	0	0.0000	NA	NA	0
(c)	Alternate Investment Funds		2	267943	0	0	267943	0.1596	267943	0	267943	0.1596	0	0.1596	0	0.0000	NA	NA	267943
(d)	Foreign Venture Capital Investors		0	0	0	0	0	0.0000	0	0	0	0.0000	0	0.0000	0	0.0000	NA	NA	0
(e)	Foreign Portfolio Investor		16	892416	0	0	892416	0.5315	892416	0	892416	0.5315	0	0.5315	0	0.0000	NA	NA	892416
(f)	Financial Institutions / Banks		1	3352	0	0	3352	0.0020	3352	0	3352	0.0020	0	0.0020	0	0.0000	NA	NA	3352
(g)	Insurance Companies		0	0	0	0	0	0.0000	0	0	0	0.0000	0	0.0000	0	0.0000	NA	NA	0
(h)	Provident Funds/ Pension Funds		0	0	0	0	0	0.0000	0	0	0	0.0000	0	0.0000	0	0.0000	NA	NA	0
(i)	Any Other (Specify)		0	0	0	0	0	0.0000	0	0	0	0.0000	0	0.0000	0	0.0000	NA	NA	0
	Sub Total (B)(1)		24	28387210	0	0	28387210	16.9067	28387210	0	28387210	16.9067	0	16.9067	0	0.0000	NA	NA	28387210
	Central Government/ State Government(s)/ President of India																		
	Sub Total (B)(2)		0	0	0	0	0	0.0000	0	0	0	0.0000	0	0.0000	0	0.0000	NA	NA	0
3	Non-Institutions																		
(a)	Individuals			0	0									0			NA	NA	
	i. Individual shareholders holding nominal share capital up to Rs. 2 lakhs.		17997	14348233	0	0	14348233	8.5454	14348233	0	14348233	8.5454	0	8.5454	0	0.0000	NA	NA	14144323
	ii. Individual shareholders holding nominal share capital in excess of Rs. 2 lakhs.		9	2502742	0	0	2502742	1.4906	2502742	0	2502742	1.4906	0	1.4906	0	0.0000	NA	NA	2502742
(b)	NBFCs registered with RBI		1	5000	0	0	5000	0.0030	5000	0	5000	0.0030	0	0.0030	0	0.0000	NA	NA	5000
(c)	Trust Employee		0	0	0	0	0	0.0000	0	0	0	0.0000	0	0.0000	0	0.0000	NA	NA	0
(d)	Overseas Depositories(holding DRs) (balancing figure)		0	0	0	0	0	0.0000	0	0	0	0.0000	0	0.0000	0	0.0000	NA	NA	0
(e)	Any Other (Specify)		930	8904590	0	0	8904590	5.3033	8904590	0	8904590	5.3033	0	5.3033	0	0.0000	NA	NA	8892590
	IEPF		1	137590	0	0	137590	0.0819	137590	0	137590	0.0819	0	0.0819	0	0.0000	NA	NA	137590
	Hindu Undivided Family		380	681173	0	0	681173	0.4057	681173	0	681173	0.4057	0	0.4057	0	0.0000	NA	NA	681173
	Non Resident Indians (Non Repat)		105	1297779	0	0	1297779	0.7729	1297779	0	1297779	0.7729	0	0.7729	0	0.0000	NA	NA	1297529
	Non Resident Indians (Repat)		168	2707984	0	0	2707984	1.6128	2707984	0	2707984	1.6128	0	1.6128	0	0.0000	NA	NA	2707984
	Sanjeev Arora	AAAPA1737C	1	2337575	0	0	2337575	1.3922	2337575	0	2337575	1.3922	0	1.3922	0	0.0000	NA	NA	2337575
	Body Corporate-Ltd Liability-Partnership-DR		8	161129	0	0	161129	0.0960	161129	0	161129	0.0960	0	0.0960	0	0.0000	NA	NA	161129
	Unclaimed Shares		1	42140	0	0	42140	0.0251	42140	0	42140	0.0251	0	0.0251	0	0.0000	NA	NA	42140
	Clearing Member		122	265835	0	0	265835	0.1583	265835	0	265835	0.1583	0	0.1583	0	0.0000	NA	NA	265835
	Bodies Corporate		145	3610960	0	0	3610960	2.1506	3610960	0	3610960	2.1506	0	2.1506	0	0.0000	NA	NA	3599210
	Quest Investment Advisors Private Limited	AAACQ0371R	1	2673363	0	0	2673363	1.5922	2673363	0	2673363	1.5922	0	1.5922	0	0.0000	NA	NA	2673363
	Sub Total (B)(3)		18937	25760565	0	0	25760565	15.3423	25760565	0	25760565	15.3423	0	15.3423	0	0.0000	NA	NA	25544655
	Total Public Shareholding (B)= (B)(1)+(B)(2)+(B)(3)		18961	54147775	0	0	54147775	32.2490	54147775	0	54147775	32.2490	0	32.2490	0	0.0000	NA	NA	53931865

Details of the shareholders acting as persons in Concert including their Shareholding (No. and %): Nil

Details of Shares which remain unclaimed may be given here along with details such as number of shareholders, outstanding shares held in demat/unclaimed suspense account, voting rights which are frozen etc.


No. of shareholders	No. of Shares
55	42,140

Note :

(1) PAN would not be displayed on website of Stock Exchange(s).

(2) The above format needs to disclose name of all holders holding more than 1% of total number of shares.

(3) W.r.t. the information pertaining to Depository Receipts, the same may be disclosed in the respective columns to the extent information available and the balance to be disclosed as held by custodian.



JMC Projects (India) Limited
Table IV - Statement showing shareholding pattern of the Non Promoter- Non Public shareholder

	Category & Name of the shareholders	PAN	Nos. of shareholders	No. of fully paid up equity shares held	Partly paid-up equity shares held	No. of shares underlying Depository Receipts	Total nos. shares held	Shareholding % calculated as per SCRR, 1957 As a % of (A+B+C2)	Number of Voting Rights held in each class of securities				No. of Shares Underlying Outstanding convertible securities (including Warrants)	Shareholding, as a % assuming full conversion of convertible securities (as a percentage of diluted share capital)	Number of Locked in shares		Number of Shares pledged or otherwise encumbered		Number of equity shares held in dematerialised form
									No. of Voting Rights			Total as a % of (A+B+C)			No. (a)	As a % of total Shares held(b)	No. (a)	As a % of total Shares held(b)	
									Class eg: X	Class eg: Y	Total								
	(I)	(II)	(III)	(IV)	(V)	(VI)	(VII) = (IV)+(V)+(VI)	(VIII) As a % of (A+B+C2)	(IX)				(X)	(XI) = (VII)+(X) As a % of (A+B+C2)	(XII)		(XIII)		(XIV)
1	Custodian/DR Holder		0	0	0	0	0	0.0000	0	0	0	0.0000	0	0.0000	0	0.0000	NA	NA	0
2	Employee Benefit Trust (under SEBI (Share based Employee Benefit) Regulations, 2014)		0	0	0	0	0	0.0000	0	0	0	0.0000	0	0.0000	0	0.0000	NA	NA	0
	Total Non-Promoter- Non Public Shareholding (C)= (C)(1)+(C)(2)		0	0	0	0	0	0.0000	0	0	0	0.0000	0	0.0000	0	0.0000	NA	NA	0

Note :

(1) PAN would not be displayed on website of Stock Exchange(s).

(2) The above format needs to disclose name of all holders holding more than 1% of total number of shares.

(3) W.r.t. the information pertaining to Depository Receipts, the same may be disclosed in the respective columns to the extent information available and the balance to be disclosed as held by custodian.

